
Dialysis: Introduction

From a solitary center in 1971, rapid expansion has occurred in dialysis facilities in the Kingdom of Saudi Arabia. There are presently 175 dialysis centers having 3886 machines catering to 10,203 patients. The ministry of health offers a large percentage of these facilities with contributions made by the Non-MOH government sectors as well as the private sector. Among patients on dialysis, males (54.5%) slightly outnumber females (45.5%). The maximum number of patients is in the socially highly productive age-group of 26 to 45 years. About 6% of the dialysis patients are older than 75 years and only 1.6% are less than 15 years.

Hepatitis B seems to be in good control (4.6%) while hepatitis C continues to be a major problem (29.2% positivity) among dialysis patients. This may be related to frequent travel of patients on dialysis and also because of patients coming from abroad for dialysis in view of the proximity of the holy sites in Makkah, Madina and Jeddah.

Of the 10,203 patients on dialysis, about 17.2% are in the active waiting list for transplantation with another 20% being evaluated for inclusion in the waiting list. It is worthwhile to mention that 32.9% of the dialysis patients are hypertensive, 14.2% are diabetic in addition to 27.8% suffer of both diabetes and hypertension.

The proportion of hemodialysis patients treated by Erthropoietin is 83.3%, and it ranges between 40% and 100% according to center and health sector. Patients with Hematocrit less than 10 g/dl represent 26.2 % of the hemodialysis patients while those with albumin less than 30 g/dl constitute only 13.6%.

Patients also differ greatly with respect to the type of vascular access used; with 73.4% of them use A.V.F, 6.1% use graft, and 12.5% Jugular catheter.

Active patients with serum phosphorus greater than 1.9 mmol/L (6 mg/dl) represent 26.7% of the hemodialysis patients. Whereas patients with serum calcium less than 2.1 mmol/L (8.4 mg/dl) are 20.7%. Vitamin D is used only by 10% of patients as injection while 64.7% of them take it orally. Bicarbonate dialysis mode is used in all dialysis centers throughout the Kingdom with only 6.3% of these centers still use acetate dialysis mode for some patients.

67.4% of the dialysis centers get support of social workers and 62.3% of them get dietitians services.

There has been a constant increase in the number of patients on dialysis over the years and at the present rate it is expected that the number will exceed 11,000 patients by the end of year 2010.

Hemodialysis Centers in Saudi Arabia

Riyadh Region

MOH Hospitals

<i>Hospital Name</i>	<i>Consultant Nephrologists</i>	<i>Nephrology Specialists</i>	<i>GP's</i>	<i>Nurses</i>	<i>No. of Outlet Connections</i>	<i>Total No. of HD Machines</i>	<i>Total HD Pts. 2007</i>	<i>No. of Follow up Tx. Pts 2008</i>
King Saud Medical Complex	5	10	14	175	74	108	247	418
Yamama Hospital	0	2	2	21	13	20	52	16
King Saud Chest Hospital	1	1	3	16	18	18	30	0
Prince Salman Hospital.	0	3	2	18	20	25	91	0
Al Iman General Hospital	1	1	1	8	24	23	21	1
Children's Hospital (RMC)	1	1	1	9	10	11	16	5
Prince Salman Kidney Center	2	3	5	39	96	96	192	0
King Khalid Hospital, Kharj	0	1	2	23	23	39	100	0
Afif General Hospital	0	1	0	6	10	16	19	0
Wadi Dawasser General Hospital	0	0	1	10	13	13	64	0
King Khalid Hospital, Majma'ah	0	1	1	8	8	20	20	0
Dawadmi General Hospital	0	1	1	5	14	14	29	0
Al Qawaeyah General Hospital	0	0	1	3	8	10	15	0
Al Aflaj General Hospital	0	0	0	7	26	26	27	0
Al Sulayel General Hospital	0	0	2	3	6	7	10	0
Hotat Bani Tamim General Hospital	0	0	2	4	16	15	13	0
Hotat Sudair General Hospital	0	0	1	4	6	6	6	0
Shagrah General Hospital	0	0	2	5	14	16	15	0
Al Zulfi General Hospital	0	0	1	6	14	16	18	0
Huraimala General Hospital	0	0	1	2	9	6	5	0
Ruwaidah General Hospital	0	0	1	3	5	6	10	0
Tumair General Hospital	0	0	2	3	5	5	3	0
Al Muzahmiyah General Hospital	0	0	1	4	14	10	14	0
Sajir General Hospital	0	0	2	1	7	7	7	0
Thadiq General Hospital	0	1	1	4	6	6	5	0
Nafee General Hospital	0	1	1	3	12	5	15	0
Artawiyah General Hospital	0	0	2	3	7	8	11	0
Al Ghat General Hospital	0	1	0	4	16	8	2	0
Total	10	28	53	397	494	560	1,057	440

**Data on Hemodialysis Patients in Saudi Arabia
Riyadh Region**

<i>Hospital Name</i>	<i>Non-Saudi Pts</i>	<i>New Pts. in 2008</i>	<i>HBsAg+ve Pts</i>	<i>HCV+ve Pts</i>	<i>Pts < 15 Yrs</i>	<i>Pts > 75 yrs</i>	<i>Diabetic Pts</i>	<i>Hypertensive Pts</i>	<i>Both</i>	<i>HD Pts. Dies 2008</i>
King Saud Medical Complex	13	50	19	134	9	10	87	50	30	23
Yamama Hospital	5	5	1	23	0	2	18	18	16	3
King Saud Chest Hospital	3	7	0	10	0	2	1	16	11	2
Prince Salman Hospital.	0	10	4	34	0	3	3	33	41	6
Al Iman General Hospital	0	9	0	3	0	0	2	19	0	4
Children's Hospital (RMC)	8	10	0	1	9	0	0	0	0	0
Prince Salman Kidney Center	0	95	11	38	2	6	23	55	75	17
King Khalid Hospital, Kharj	8	20	11	32	0	3	20	32	24	8
Afif General Hospital	0	3	2	1	0	2	6	8	5	2
Wadi Dawasser General Hospital	2	16	3	13	0	5	0	10	54	5
King Khalid Hospital, Majma'ah	1	7	0	8	0	0	0	0	7	1
Dawadmi General Hospital	1	6	2	4	0	2	0	10	16	8
Al Qawaeyeh General Hospital	1	8	0	3	0	3	2	4	9	2
Al Aflaj General Hospital	1	3	0	8	0	4	5	9	7	4
Al Sulayel General Hospital	0	4	0	1	0	2	0	1	9	3
Hotat Bani Tamim General Hospital	0	3	0	4	0	1	1	5	2	1
Hotat Sudair General Hospital	0	2	0	1	0	1	1	0	1	0
Shagrah General Hospital	0	3	0	1	0	2	0	4	3	0
Al Zulfi General Hospital	1	10	0	5	1	2	0	13	5	2
Huraimala General Hospital	1	2	0	1	0	2	0	1	3	1
Ruwaidah General Hospital	2	3	0	4	1	3	2	4	4	0
Tumair General Hospital	0	0	0	1	0	0	0	3	0	1
Al Muzahmiyah General Hospital	11	3	3	6	0	0	1	2	8	0
Sajir General Hospital	1	0	0	2	0	1	0	1	2	0
Thadiq General Hospital	0	4	0	0	0	1	0	1	2	2
Nafee General Hospital	2	5	0	0	0	0	6	4	2	1
Artawiyah General Hospital	0	2	2	5	0	1	0	7	2	0
Al Ghat General Hospital	0	0	1	0	0	0	0	1	0	0
Total	61	290	59	343	22	58	178	311	338	96

**Hemodialysis Centers in Saudi Arabia
Makka/Jeddah Region**

<i>Hospital Name</i>	<i>Consultant Nephrologists</i>	<i>Nephrology Specialists</i>	<i>GP's</i>	<i>Nurses</i>	<i>No. of Outlet Connections</i>	<i>Total No. of HD Machines</i>	<i>Total HD Pts.2008</i>	<i>No. of Follow up Tx. Pts 2008</i>
King Fahd Hospital, Jeddah	7	5	12	68	68	68	604	1,874
King Abdul Aziz Hospital and Oncology Center, Jeddah	2	2	4	17	17	33	32	13
Al Noor Specialist Hospital, Makkah	3	4	10	105	82	106	372	24
King Abdul Aziz Hospital, Makkah	1	7	5	32	30	30	145	36
King Faisal Hospital, Makkah	1	3	2	14	28	17	28	0
King Abdul Aziz Specialist Hospital, Taif	4	8	0	68	85	80	320	14
Rabiq General Hospital	0	0	1	5	9	10	15	0
Al Qunfudah General Hospital	0	3	1	17	33	57	109	0
Turabah General Hospital	0	0	1	6	9	10	19	0
Al Khurmah General Hospital	0	0	1	2	10	7	12	0
Adhum General Hospital	0	0	0	5	9	8	11	0
Raniah General Hospital	0	0	1	4	10	10	20	0
Messan General Hospital	0	0	1	4	6	9	10	0
Al Laith General Hospital	0	1	1	6	10	15	17	4
Total	18	33	40	353	406	460	1,714	1,965

**Data on Hemodialysis Patients in Saudi Arabia
Makka/Jeddah Region**

<i>Hospital Name</i>	<i>Non-Saudi Pts</i>	<i>New Pts. in 2008</i>	<i>HBsAg+ve Pts</i>	<i>HCV+ve Pts</i>	<i>Pts < 15 Yrs</i>	<i>Pts > 75 yrs</i>	<i>Diabetic Pts</i>	<i>Hypertensive Pts</i>	<i>Both</i>	<i>HD Pts. Dies 2008</i>
King Fahd Hospital, Jeddah	109	90	23	245	3	16	113	228	124	76
King Abdul Aziz Hospital and Oncology Center, Jeddah	3	5	0	13	0	0	7	13	15	3
Al Noor Specialist Hospital, Makkah	22	51	19	216	6	9	3	202	102	23
King Abdul Aziz Hospital, Makkah	12	25	4	78	5	9	40	20	60	16
King Faisal Hospital, Makkah	1	7	0	19	0	3	3	10	9	2
King Abdul Aziz Specialist Hospital, Taif	35	36	14	114	4	0	27	88	30	40
Rabiq General Hospital	1	13	0	2	1	0	0	10	2	3
Al Qunfudah General Hospital	1	21	6	58	0	0	13	34	28	14
Turabah General Hospital	0	8	0	7	0	3	2	12	2	7
Al Khurmah General Hospital	0	2	0	4	0	1	0	10	2	0
Adhum General Hospital	0	5	0	6	0	0	0	4	1	1
Raniah General Hospital	1	6	4	2	0	1	3	8	0	2
Messan General Hospital	0	2	0	3	0	0	0	3	4	1
Al Laith General Hospital	0	5	1	7	1	1	0	12	5	3
Total	185	276	71	774	20	43	211	654	384	191

**Hemodialysis Centers in Saudi Arabia
Madina Region**

<i>Hospital Name</i>	<i>Consultant Nephrologists</i>	<i>Nephrology Specialists</i>	<i>GP's</i>	<i>Nurses</i>	<i>No. of Outlet Connections</i>	<i>Total No. of HD Machines</i>	<i>Total HD Pts. 2008</i>	<i>No. of Follow up Tx. Pts 2008</i>
King Fahad Hospital, Madina	5	4	6	87	76	133	462	200
Yanbu General Hospital	0	1	1	1	23	27	44	1
Prince A.M.H.Al Ulla	0	1	1	5	8	12	22	0
Bader General Hospital	0	1	0	3	20	9	18	0
Khaiber General Hospital	0	1	0	4	30	13	13	0
Al Mahd General Hospital	0	1	0	6	20	15	35	0
Al Hanakiyah General Hospital	0	1	0	7	12	12	28	0
Al Eass General Hospital	0	1	0	2	5	6	4	0
Total	5	11	8	115	194	227	626	201

**Data on Hemodialysis Patients in Saudi Arabia
Madina Region**

<i>Hospital Name</i>	<i>Non-Saudi Pts</i>	<i>New Pts. in 2008</i>	<i>HBsAg+ve Pts</i>	<i>HCV+ve Pts</i>	<i>Pts < 15 Yrs</i>	<i>Pts > 75 yrs</i>	<i>Diabetic Pts</i>	<i>Hypertensive Pts</i>	<i>Both</i>	<i>HD Pts. Dies 2008</i>
King Fahd Hospital, Madina	54	132	18	102	7	18	0	0	0	35
Yanbu General Hospital	2	14	2	4	1	4	10	17	9	0
Prince A.M.H.Al Ulla	0	2	3	5	0	3	0	5	14	2
Bader General Hospital	0	0	0	3	0	1	1	3	1	1
Khaiber General Hospital	0	5	0	3	0	2	3	4	2	1
Al Mahd General Hospital	0	5	2	7	0	3	0	12	10	1
Al Hanakiyah General Hospital	0	14	2	1	0	2	0	9	8	5
Al Eass General Hospital	0	1	0	1	0	0	0	1	1	1
Total	56	173	27	126	8	33	14	51	45	46

Hemodialysis Centers in Saudi Arabia

Tabuk Region

<i>Hospital Name</i>	<i>Consultant Nephrologists</i>	<i>Nephrology Specialists</i>	<i>GP's</i>	<i>Nurses</i>	<i>No. of Outlet Connections</i>	<i>Total No. of HD Machines</i>	<i>Total HD Pts. 2008</i>	<i>No. of Follow up Tx. Pts 2008</i>
King Khalid Hospital Tabuk	0	1	4	20	24	36	73	45
Dhuba General Hospital	0	1	1	8	18	12	19	5
Haql General Hospital	0	0	2	8	16	16	10	3
Al Wajeh General Hospital	0	1	1	7	10	10	15	2
Tayema General Hospital	0	0	1	5	16	10	16	1
Hawraa Amloj General Hospital	0	0	1	6	10	10	20	0
Al Bada General Hospital	0	0	0	3	12	8	10	3
Total	0	3	10	57	106	102	163	59

Data on Hemodialysis Patients in Saudi Arabia

Tabuk Region

<i>Hospital Name</i>	<i>Non-Saudi Pts</i>	<i>New Pts. in 2008</i>	<i>HBsAg+ve Pts</i>	<i>HCV+ve Pts</i>	<i>Pts < 15 Yrs</i>	<i>Pts > 75 yrs</i>	<i>Diabetic Pts</i>	<i>Hypertensive Pts</i>	<i>Both</i>	<i>HD Pts. Dies 2008</i>
King Khalid Hospital Tabuk	13	38	5	31	1	4	0	49	11	15
Dhuba General Hospital	0	5	2	5	0	1	2	13	2	2
Haql General Hospital	0	1	1	3	0	1	3	0	7	0
Al Wajeh General Hospital	2	5	0	4	1	0	2	7	1	2
Tayema General Hospital	0	3	1	4	0	2	5	5	3	3
Hawraa Amloj General Hospital	0	3	0	2	1	1	2	12	0	2
Al Bada General Hospital	0	5	0	2	0	0	2	4	0	0
Total	15	60	9	51	3	9	16	90	24	24

**Hemodialysis Centers in Saudi Arabia
Eastern Region**

<i>Hospital Name</i>	<i>Consultant Nephrologists</i>	<i>Nephrology Specialists</i>	<i>GP's</i>	<i>Nurses</i>	<i>No. of Outlet Connections</i>	<i>Total No. of HD Machines</i>	<i>Total HD Pts. 2008</i>	<i>No. of Follow up Tx. Pts 2008</i>
Dammam Medical Complex	5	6	0	230	68	68	241	67
King Fahad Hospital, Hofuf	3	4	4	51	76	81	225	102
Qatif Central Hospital	2	2	1	15	14	21	51	35
King Khalid Hospital, Hafr Al Batin	0	1	3	24	33	33	110	22
Al Jubail General Hospital	1	1	0	15	8	12	35	21
Abgaig General Hospital	0	1	1	5	7	3	13	0
Al Gaissoma General Hospital	0	0	2	5	4	6	12	2
Al Niyeriah General Hospital	0	1	1	5	16	29	14	0
Total	11	16	12	350	226	253	701	249

**Data on Hemodialysis Patients in Saudi Arabia
Eastern Region**

<i>Hospital Name</i>	<i>Non-Saudi Pts</i>	<i>New Pts. in 2008</i>	<i>HBsAg+ve Pts</i>	<i>HCV+ve Pts</i>	<i>Pts < 15 Yrs</i>	<i>Pts > 75 yrs</i>	<i>Diabetic Pts</i>	<i>Hypertensive Pts</i>	<i>Both</i>	<i>HD Pts. Dies 2008</i>
Dammam Medical Complex	10	41	13	70	1	10	11	108	78	29
King Fahad Hospital, Hofuf	9	106	11	53	1	4	9	81	90	50
Qatif Central Hospital	1	28	0	5	5	1	0	6	30	15
King Khalid Hospital, Hafr Al Batin	3	43	3	11	2	12	30	39	19	23
Al Jubail General Hospital	3	14	2	6	0	2	1	13	11	2
Abgaig General Hospital	1	3	0	3	0	2	0	8	2	3
Al Gaissoma General Hospital	1	4	0	5	0	1	0	6	3	1
Al Niyeriah General Hospital	1	5	0	1	0	0	7	4	8	1
Total	29	244	29	154	9	32	58	265	241	124

**Hemodialysis Centers in Saudi Arabia
Qassim Region**

<i>Hospital Name</i>	<i>Consultant Nephrologists</i>	<i>Nephrology Specialists</i>	<i>GP's</i>	<i>Nurses</i>	<i>No. of Outlet Connections</i>	<i>Total No. of HD Machines</i>	<i>Total HD Pts. 2008</i>	<i>No. of Follow up Tx. Pts 2008</i>
King Fahad Specialist Hospital, Buraidah	5	5	3	26	26	46	119	58
Buraidah Central Hospital	1	1	3	23	22	48	73	5
King Saud Hospital, Unaiza	0	3	0	20	20	29	70	0
Al Bukariyah General Hospital	0	1	1	9	25	20	33	0
Al Rass General Hospital	0	1	2	14	26	19	58	0
Al Midnab General Hospital	0	1	2	14	15	16	35	0
Ayun Al Juwah General Hospital	0	0	1	4	7	8	10	0
Dharyiah General Hospital	0	1	0	4	7	9	16	1
Riyadh Al Khabra General Hospital	0	0	1	5	10	10	11	0
Qiba General Hospital	0	0	1	4	10	7	6	0
Oklat Al Sugour General Hospital	0	0	1	1	6	6	5	1
Total	6	13	15	124	174	218	436	65

**Data on Hemodialysis Patients in Saudi Arabia
Qassim Region**

<i>Hospital Name</i>	<i>Non-Saudi Pts</i>	<i>New Pts. in 2008</i>	<i>HBsAg+ve Pts</i>	<i>HCV+ve Pts</i>	<i>Pts < 15 Yrs</i>	<i>Pts > 75 yrs</i>	<i>Diabetic Pts</i>	<i>Hypertensive Pts</i>	<i>Both</i>	<i>HD Pts. Dies 2008</i>
King Fahad Specialist Hospital, Buraidah	7	24	3	15	5	5	0	45	32	16
Buraidah Central Hospital	3	10	3	12	0	8	3	32	27	6
King Saud Hospital, Unaiza	3	20	2	28	0	2	23	22	25	7
Al Bukariyah General Hospital	3	8	0	0	0	4	3	17	7	6
Al Rass General Hospital	0	12	3	13	0	2	15	23	10	12
Al Midnab General Hospital	0	5	2	8	1	0	0	18	13	2
Ayun Al Juwah General Hospital	10	3	0	3	0	2	0	7	3	2
Dharyiah General Hospital	0	7	0	5	1	2	0	10	2	1
Riyadh Al Khabra General Hospital	0	1	1	0	0	1	0	3	8	3
Qiba General Hospital	0	3	1	0	0	0	0	4	1	2
Oklat Al Sugour General Hospital	0	1	1	0	0	0	0	4	1	1
Total	26	94	16	84	7	26	44	185	129	58

Hemodialysis Centers in Saudi Arabia

Al-Baha Region

<i>Hospital Name</i>	<i>Consultant Nephrologists</i>	<i>Nephrology Specialists</i>	<i>GP's</i>	<i>Nurses</i>	<i>No. of Outlet Connections</i>	<i>Total No. of HD Machines</i>	<i>Total HD Pts. 2008</i>	<i>No. of Follow up Tx. Pts 2008</i>
King Fahd Hospital, Al Baha-	0	0	2	8	9	40	68	17
Beljurashi General Hospital	0	2	1	9	19	36	56	0
Al Mikhwah General Hospital	0	1	0	8	14	15	33	0
Gilwah General Hospital	0	1	1	6	15	25	26	0
Al Mandag General Hospital	0	1	1	5	10	6	8	0
Total	0	5	5	36	67	122	191	17

Data on Hemodialysis Patients in Saudi Arabia Al- Baha Region

<i>Hospital Name</i>	<i>Non-Saudi Pts</i>	<i>New Pts. in 2008</i>	<i>HBsAg+ve Pts</i>	<i>HCV+ve Pts</i>	<i>Pts < 15 Yrs</i>	<i>Pts > 75 yrs</i>	<i>Diabetic Pts</i>	<i>Hypertensive Pts</i>	<i>Both</i>	<i>HD Pts. Dies 2008</i>
King Fahad Hospital, Al Baha	1	58	6	28	2	10	8	10	40	15
Beljurashi General Hospital	1	13	5	12	1	6	17	10	12	5
Al Mikhwah General Hospital	1	9	1	2	1	0	2	10	2	4
Gilwah General Hospital	0	4	2	6	1	3	0	0	16	1
Al Mandag General Hospital	0	0	0	5	0	0	1	2	2	1
Total	3	84	14	53	5	19	28	32	72	26

**Hemodialysis Centers in Saudi Arabia
Al-Jouf Region**

<i>Hospital Name</i>	<i>Consultant Nephrologists</i>	<i>Nephrology Specialists</i>	<i>GP's</i>	<i>Nurses</i>	<i>No. of Outlet Connections</i>	<i>Total No. of HD Machines</i>	<i>Total HD Pts. 2008</i>	<i>No. of Follow up Tx. Pts 2008</i>
Prince A.R.Sudeiry Hospital, Skaka	0	3	1	22	29	33	70	0
Tabarjal General Hospital	0	0	1	5	9	13	21	0
Domat Al Jundal Hospital	0	0	2	7	16	13	27	0
Total	0	3	4	34	54	59	118	0

**Data on Hemodialysis Patients in Saudi Arabia
Al-ouf Region**

<i>Hospital Name</i>	<i>Non-Saudi Pts</i>	<i>New Pts. in 2008</i>	<i>HBsAg+ve Pts</i>	<i>HCV+ve Pts</i>	<i>Pts < 15 Yrs</i>	<i>Pts > 75 yrs</i>	<i>Diabetic Pts</i>	<i>Hypertensive Pts</i>	<i>Both</i>	<i>HD Pts. Dies 2008</i>
Prince A.R.Sudeiry Hospital, Skaka	5	8	1	11	1	3	0	18	37	5
Tabarjal General Hospital	0	20	2	8	1	0	1	10	2	5
Domat Al Jundal Hospital	1	4	0	6	1	0	5	6	6	2
Total	6	32	3	25	3	3	6	34	45	12

**Hemodialysis Centers in Saudi Arabia
Northern Borders Region**

<i>Hospital Name</i>	<i>Consultant Nephrologists</i>	<i>Nephrology Specialists</i>	<i>GP's</i>	<i>Nurses</i>	<i>No. of Outlet Connections</i>	<i>Total No. of HD Machines</i>	<i>Total HD Pts. 2008</i>	<i>No. of Follow up Tx. Pts 2008</i>
Al Qurrayat General Hospital	0	2	1	14	21	27	53	0
Ar Ar Central Hospital	0	0	1	10	36	32	43	65
Rafha General Hospital	0	1	1	7	20	18	38	9
Turaif General Hospital	0	0	0	9	16	16	18	3
Al Owaigila General Hospital	0	0	0	2	9	8	3	0
Total	0	3	3	42	102	101	155	77

**Data on Hemodialysis Patients in Saudi Arabia
Northern Borders Region**

<i>Hospital Name</i>	<i>Non-Saudi Pts</i>	<i>New Pts. in 2008</i>	<i>HBsAg+ve Pts</i>	<i>HCV+ve Pts</i>	<i>Pts < 15 Yrs</i>	<i>Pts > 75 yrs</i>	<i>Diabetic Pts</i>	<i>Hypertensive Pts</i>	<i>Both</i>	<i>HD Pts. Dies 2008</i>
Al Qurrayat General Hospital	5	11	2	18	0	5	5	11	21	2
Ar Ar Central Hospital	1	5	1	3	0	0	3	6	19	3
Rafha General Hospital	0	12	3	2	0	5	23	4	8	4
Turaif General Hospital	0	2	1	5	0	0	1	7	5	2
Al Owaigila General Hospital	0	0	0	1	0	0	0	1	0	0
Total	6	30	7	29	0	10	32	29	53	11

Hemodialysis Centers in Saudi Arabia

Hail Region

<i>Hospital Name</i>	<i>Consultant Nephrologists</i>	<i>Nephrology Specialists</i>	<i>GP's</i>	<i>Nurses</i>	<i>No. of Outlet Connections</i>	<i>Total No. of HD Machines</i>	<i>Total HD Pts. 2008</i>	<i>No. of Follow up Tx. Pts 2008</i>
King Khalid Hospital, Hail	0	2	4	25	35	43	163	0
Hail General Hospital	0	0	1	3	8	4	8	0
Baqaa General Hospital	0	0	1	3	12	11	14	3
Al Sulaymi General Hospital	0	0	1	1	4	6	6	0
Al Shammali General Hospital	0	0	1	3	6	6	20	0
Samira General Hospital	0	0	1	3	8	7	12	1
Total	0	2	9	38	73	77	223	4

Data on Hemodialysis Patients in Saudi Arabia

Hail Region

<i>Hospital Name</i>	<i>Non-Saudi Pts</i>	<i>New Pts. in 2008</i>	<i>HBsAg+ve Pts</i>	<i>HCV+ve Pts</i>	<i>Pts < 15 Yrs</i>	<i>Pts > 75 yrs</i>	<i>Diabetic Pts</i>	<i>Hypertensive Pts</i>	<i>Both</i>	<i>HD Pts. Dies 2008</i>
King Khalid Hospital, Hail	7	127	4	57	1	14	23	21	47	69
Hail General Hospital	0	0	0	2	0	0	2	2	1	1
Baqaa General Hospital	0	4	0	2	1	2	2	3	9	1
Al Sulaymi General Hospital	0	2	0	1	0	1	0	0	2	0
Al Shammali General Hospital	0	6	1	7	0	6	1	8	3	0
Samira General Hospital	0	9	0	2	0	3	4	1	1	0
Total	7	148	5	71	2	26	32	35	63	71

**Hemodialysis Centers in Saudi Arabia
Gizan Region**

<i>Hospital Name</i>	<i>Consultant Nephrologists</i>	<i>Nephrology Specialists</i>	<i>GP's</i>	<i>Nurses</i>	<i>No. of Outlet Connections</i>	<i>Total No. of HD Machines</i>	<i>Total HD Pts. 2007</i>	<i>No. of Follow up Tx. Pts 2008</i>
King Fahad Central Hospital, Jizan	2	4	4	51	70	77	260	7
Samtah General Hospital	0	3	1	19	25	43	141	0
Sabiah General Hospital	1	3	0	27	26	54	155	0
Fursan General Hospital	0	1	0	2	3	4	5	5
Total	3	11	5	99	124	178	561	12

**Data on Hemodialysis Patients in Saudi Arabia
Gizan Region**

<i>Hospital Name</i>	<i>Non-Saudi Pts</i>	<i>New Pts. in 2008</i>	<i>HBsAg+ve Pts</i>	<i>HCV+ve Pts</i>	<i>Pts < 15 Yrs</i>	<i>Pts > 75 yrs</i>	<i>Diabetic Pts</i>	<i>Hypertensive Pts</i>	<i>Both</i>	<i>HD Pts. Dies 2008</i>
King Fahad Central Hospital, Jizan	32	130	34	86	8	13	4	176	6	53
Samtah General Hospital	22	40	14	64	0	9	13	70	25	19
Sabiah General Hospital	14	35	15	38	7	5	17	62	15	18
Fursan General Hospital	2	0	0	2	0	0	2	0	0	0
Total	70	205	63	190	15	27	36	308	46	90

**Hemodialysis Centers in Saudi Arabia
Najran Region**

<i>Hospital Name</i>	<i>Consultant Nephrologists</i>	<i>Nephrology Specialists</i>	<i>GP's</i>	<i>Nurses</i>	<i>No. of Outlet Connections</i>	<i>Total No. of HD Machines</i>	<i>Total HD Pts. 2008</i>	<i>No. of Follow up Tx. Pts 2008</i>
King Khalid Hospital, Najran	1	3	7	23	34	38	107	0
Sharurah General Hospital	0	1	0	7	10	10	31	0
Total	1	4	7	30	44	48	138	0

**Data on Hemodialysis Patients in Saudi Arabia
Najran Region**

<i>Hospital Name</i>	<i>Non-Saudi Pts</i>	<i>New Pts. in 2008</i>	<i>HBsAg+ve Pts</i>	<i>HCV+ve Pts</i>	<i>Pts < 15 Yrs</i>	<i>Pts > 75 yrs</i>	<i>Diabetic Pts</i>	<i>Hypertensive Pts</i>	<i>Both</i>	<i>HD Pts. Dies 2008</i>
King Khalid Hospital, Najran	22	22	4	23	0	11	14	35	37	12
Sharurah General Hospital	4	9	2	4	0	3	0	3	6	4
Total	26	31	6	27	0	14	14	38	43	16

**Hemodialysis Centers in Saudi Arabia
Assir Region**

<i>Hospital Name</i>	<i>Consultant Nephrologists</i>	<i>Nephrology Specialists</i>	<i>GP's</i>	<i>Nurses</i>	<i>No. of Outlet Connections</i>	<i>Total No. of HD Machines</i>	<i>Total HD Pts. 2008</i>	<i>No. of Follow up Tx. Pts 2008</i>
Assir Kidney Center	0	3	2	43	53	57	127	42
K.A.A.Daughters' Charity Center	0	3	2	43	36	36	121	42
Khamis Mushayt General Hospital	0	1	0	11	21	20	58	0
Mohayel General Hospital	0	0	1	12	21	22	89	0
Sarat Obaidah General Hospital	0	1	0	3	20	17	18	6
Al Majarah General Hospital	0	0	2	5	11	18	42	0
Al Nammass General Hospital	0	1	0	5	15	15	18	0
Tathleeth General Hospital	0	1	0	4	17	17	14	0
Dharan Al Janoub Hospital	0	0	0	5	15	15	19	0
Balasmarr General Hospital	0	0	1	2	11	11	20	0
Besha General hospital, (Psych.H)	1	1	1	16	17	24	58	3
Rijal Almaa General Hospital	0	0	1	5	2	9	13	0
Sabt Al Alayah General Hospital	0	0	1	4	11	15	27	0
Ahad Rufaida General Hospital	0	1	0	8	8	8	20	0
Total	1	12	11	166	258	284	644	93

**Data on Hemodialysis Patients in Saudi Arabia
Assir Region**

<i>Hospital Name</i>	<i>Non-Saudi Pts</i>	<i>New Pts. in 2008</i>	<i>HBsAg+ve Pts</i>	<i>HCV+ve Pts</i>	<i>Pts < 15 Yrs</i>	<i>Pts > 75 yrs</i>	<i>Diabetic Pts</i>	<i>Hypertensive Pts</i>	<i>Both</i>	<i>HD Pts. Dies 2008</i>
Assir Kidney Center	2	31	7	70	1	2	33	40	25	8
K.A.A.Daughters' Charity Center	5	25	0	65	0	0	20	39	58	11
Khamis Mushayt General Hospital	2	37	1	19	0	0	0	29	9	10
Mohayel General Hospital	1	32	10	79	0	2	2	62	6	15
Sarat Obaidah General Hospital	0	8	1	5	0	0	6	8	4	5
Al Majarah General Hospital	1	16	2	5	0	2	8	11	5	2
Al Nammass General Hospital	0	7	2	2	0	3	5	3	3	4
Tathleeth General Hospital	0	6	1	7	0	3	0	3	11	4
Dharan Al Janoub Hospital	1	5	0	6	0	0	0	17	5	7
Balasmarr General Hospital	0	2	0	7	0	2	1	11	8	2
Besha General Hospital, (Psych.H)	1	5	0	8	0	6	5	16	17	4
Rijal Almaa General Hospital	1	5	1	2	1	2	0	6	4	0
Sabt Al Alayah General Hospital	0	6	2	8	0	1	0	8	10	4
Ahad Rufaida General Hospital	0	7	0	9	0	0	0	4	5	1
Total	14	192	27	292	2	23	80	257	170	77

GOVT. NON-MOH Hospitals
Hemodialysis Centers in Saudi Arabia

<i>Hospital Name</i>	<i>Consultant Nephrologists</i>	<i>Nephrology Specialists</i>	<i>GP's</i>	<i>Nurses</i>	<i>No. of Outlet Connections</i>	<i>Total No. of HD Machines</i>	<i>Total HD Pts. 2008</i>	<i>No. of Follow up Tx. Pts 2008</i>
King Faisal Specialist Hospital, Riyadh	6	4	0	44	36	55	97	1,534
King Abdulaziz Medical City, Riyadh (KFNGH)	5	3	3	65	40	56	205	664
Armed Forces Hospital, Riyadh	6	5	4	92	85	85	254	680
King Khalid University Hospital, Riyadh	6	5	1	24	24	22	57	125
Security Forces Hospital, Riyadh	4	2	0	23	21	25	53	470
Khamis Mushyat .Military Hospital	3	5	0	57	49	54	172	500
North West Armed Forces Hospital, Tabuk	2	4	1	38	38	47	123	134
Al Hada Military Hospital, Taif	5	5	0	32	23	47	131	174
King Fahad Military Complex, Dhahran	2	2	0	15	11	16	42	0
King Fahad Armed Forces Hospital, Jeddah	3	6	0	50	35	35	138	185
King Fahad University Hospital, Al Khobar	4	0	3	17	14	19	51	0
King Abdulaziz Medical City, Jeddah (KKNHG)	3	2	0	75	18	33	109	110
King Faisal Specialist Hospital, Jeddah	3	3	0	23	21	0	126	30
King Abdul Aziz University Hospital, Jeddah	2	4	0	11	16	18	46	10
King Khalid Medical City, Hafr Al Batin	1	0	0	8	7	10	23	9
Royal Com. Hospital Jubail (Ex. Al Fanater)	1	1	0	11	9	19	35	0
Dhahran Health Center (ARAMCO)	3	0	0	16	11	20	21	100
Royal Commission Medical Center, Yanbu	1	0	3	10	11	16	36	0
King Abdul Aziz Medical City, Ahsa (NG)	1	1	1	14	9	20	38	30
Al Kharj Military Industrial Corp. Hospital	0	1	0	7	10	10	31	0
Al Khafji Joint Operation Hospital	0	1	1	7	10	7	20	2
Total	61	54	17	639	498	614	1,808	4,757

GOVT. NON-MOH Hospitals
Data on Hemodialysis Patients in Saudi Arabia

<i>Hospital Name</i>	<i>Non-Saudi Pts</i>	<i>New Pts. in 2008</i>	<i>HBsAg+ve Pts</i>	<i>HCV+ve Pts</i>	<i>Pts < 15 Yrs</i>	<i>Pts > 75 yrs</i>	<i>Diabetic Pts</i>	<i>Hypertensive Pts</i>	<i>Both</i>	<i>HD Pts. Dies 2008</i>
King Faisal Specialist Hospital, Riyadh	0	25	4	36	2	8	45	40	20	3
King Abdulaziz Medical City, Riyadh (KFNGH)	0	44	4	45	5	31	48	30	118	23
Armed Forces Hospital, Riyadh	1	116	11	31	2	25	3	80	68	33
King Khalid University Hospital, Riyadh	6	8	1	18	0	7	19	31	50	3
Security Forces Hospital, Riyadh	0	25	6	13	0	2	24	18	5	11
Khamis Mushayt .Military Hospital	0	60	9	35	1	12	22	47	60	26
North West Armed Forces Hospital, Tabuk	2	52	5	25	2	28	60	45	22	20
Al Hada Military Hospital, Taif	5	20	7	8	0	23	40	25	30	21
King Fahad Military Complex , Dhahran	0	16	4	3	0	3	12	15	15	12
King Fahad Armed Forces Hospital, Jeddah	0	21	10	28	0	14	16	82	39	12
King Fahad University Hospital, Al Khobar	9	15	0	10	1	2	8	12	16	7
King Abdulaziz Medical City, Jeddah (KKNGH)	1	16	4	16	1	8	1	50	55	10
King Faisal Specialist Hospital, Jeddah	3	26	4	8	2	0	60	30	35	2
King Abdul Aziz University Hospital, Jeddah	22	0	0	2	7	4	10	7	20	2
King Khalid Medical City, Hafr Al Batin	0	8	0	2	1	0	2	9	12	9
Royal Com. Hospital Jubail (Ex. Al Fanater)	4	13	0	8	0	0	8	5	13	0
Dhahran Health Center (ARAMCO)	1	33	1	0	1	5	1	7	7	15
Royal Commission Medical Center, Yanbu	5	6	0	4	0	5	9	4	3	3
King Abdul Aziz Medical City, Ahsa (NG)	0	17	1	8	0	0	29	5	4	6
Al Kharj Military Industrial Corp. Hospital	0	3	0	4	0	3	7	16	8	0
Al Khafji Joint Operation Hospital	0	4	0	3	0	3	2	5	9	0
Total	59	528	71	307	25	183	426	563	609	218

Private Sector Hospitals

Hemodialysis Centers in Saudi Arabia

<i>Hospital Name</i>	<i>Consultant Nephrologists</i>	<i>Nephrology Specialists</i>	<i>GP's</i>	<i>Nurses</i>	<i>No. of Outlet Connections</i>	<i>Total No. of HD Machines</i>	<i>Total HD Pts. 2008</i>	<i>No. of Follow up Tx. Pts 2008</i>
Riyadh Care Hospital	2	1	0	15	15	18	64	5
Dr.A. Al Mishari Hospital, Riyadh	1	1	0	6	13	10	8	6
Al Hammadi Hospital, Riyadh	1	0	0	3	6	7	30	10
Al Khawalid Kidney Center, Riyadh	0	1	0	6	22	20	38	0
Dar Al Shifa Hospital, Riyadh	0	2	0	2	4	3	6	3
Saudi German Hospital ,Riyadh	1	1	0	7	8	4	16	0
Saudi German, Hospital Jeddah	1	1	0	10	8	4	34	0
Dr.Suleiman Fakeeh Hospital	2	2	0	10	16	25	46	34
Dr. Erfan & Bagedo, Jeddah	4	0	3	15	16	19	65	2
Al Mustagbal H Hospital, Jeddah	0	1	2	3	5	5	20	3
New Jeddah Clinic Hospital	1	1	0	4	10	13	16	4
Basharahil Hospital, Makkah	1	0	0	2	2	2	2	4
Al Mana Hospital, Dammam	1	2	0	27	26	30	82	20
Al Takaful Al Khairy K.D.C. Makkah	0	2	0	10	22	22	83	0
Charity Community Dialysis C. Makkah	0	2	1	9	27	29	76	0
Asia Kidney Center	1	0	1	11	31	32	74	0
Al Moosa General Hospital, Ahsa	1	0	0	11	16	20	40	0
Saad Specialist Hospital, Al Khober	5	0	0	15	23	28	48	100
Sultan B.A Humanitarian City, Riyadh	1	1	0	8	11	11	11	0
Specialized Medical Center Hospital, Riyadh	1	1	1	14	21	21	83	0
Al Ahsa Hospital	0	1	0	10	14	15	28	0
Arab Medical Dar Dialysis Center, Riyadh	1	1	1	12	27	26	131	0
Dr. A. Rahman Baksh, Jeddah	2	1	0	7	8	8	24	8
Bugshan Hospital, Jeddah	1	0	0	3	7	7	12	2

Private Sector Hospitals (... contd.)

Hemodialysis Centers in Saudi Arabia

<i>Hospital Name</i>	<i>Consultant Nephrologists</i>	<i>Nephrology Specialists</i>	<i>GP's</i>	<i>Nurses</i>	<i>No. Of Outlet Connections</i>	<i>Total No. Of HD Machines</i>	<i>Total HD Pts. 2008</i>	<i>No. Of Follow up Tx. Pts 2008</i>
Al Mouwasat Hospital, Dammam	2	1	0	14	12	24	53	0
Saudi German Hospital, Abha	0	1	0	2	5	9	19	0
Saudi German Hospital, Madina	1	1	1	4	5	5	15	0
Madina National Hospital.	1	1	0	4	6	6	14	0
Al Mouwasat Hospital Al Qateef	1	1	1	8	12	10	30	0
Ghodran Hospital, Beljurashi	1	1	0	2	4	4	8	6
Al Faisal Polyclinic, Jeddah	0	2	0	6	15	13	75	1
Dr. Suleiman Al Habeeb Medical Center, Riyadh	2	0	1	3	2	2	6	1
Prin. Mansour Charity Dialysis Cent. Jeddah	2	1	0	17	22	20	106	0
Taiba Dialysis Center, Makkah	1	1	0	9	30	30	87	18
Al Bir Charity Dialysis Center (2) Jeddah	0	1	0	6	18	18	58	0
Abdulkarim Bakr Medical Center, Jeddah	1	2	0	12	0	21	45	0
Al Bir Clinic 1 (Al-Kandara Charity D.C) Jeddah	0	1	1	6	20	22	68	0
King Fahad Medical City, Riyadh	0	0	0	0	0	0	0	0
Dr. Ali Lahibi Dialysis Center, Jeddah	1	1	0	24	20	20	47	0
Total	41	37	13	337	529	583	1,668	227

Private Sector Hospitals

Data on Hemodialysis Patients in Saudi Arabia

<i>Hospital Name</i>	<i>Non-Saudi Pts</i>	<i>New Pts. In 2008</i>	<i>HBsAg+ve Pts</i>	<i>HCV+ve Pts</i>	<i>Pts < 15 Yrs</i>	<i>Pts > 75 yrs</i>	<i>Diabetic Pts</i>	<i>Hypertensive Pts</i>	<i>Both</i>	<i>HD Pts. Dies 2008</i>
Riyadh Care Hospital	14	40	6	10	0	0	45	19	0	4
Dr.A. Al Mishari Hospital, Riyadh	4	1	0	1	0	1	0	1	5	0
Al Hammadi Hospital, Riyadh	22	10	0	5	1	0	0	0	10	3
Al Khawalid Kidney Center, Riyadh	38	9	4	9	0	1	1	19	18	3
Dar Al Shifa Hospital, Riyadh	6	2	0	1	0	0	0	5	0	1
Saudi German Hospital ,Riyadh	8	2	5	0	0	3	0	7	6	1
Saudi German Hospital, Jeddah	3	17	0	5	0	0	20	10	8	8
Dr. Suleiman Fakeeh Hospital	14	14	8	7	0	2	0	20	40	8
Dr. Erfan & Bagedo, Jeddah	14	2	0	12	1	5	15	25	25	10
Al Mustagbal H Hospital, Jeddah	15	0	5	3	0	0	15	12	10	3
New Jeddah Clinic Hospital	7	19	0	1	0	0	7	11	5	5

Private Sector Hospitals (... contd.)

Data on Hemodialysis Patients in Saudi Arabia

<i>Hospital Name</i>	<i>Non-Saudi Pts</i>	<i>New Pts. In 2008</i>	<i>HBsAg+ve Pts</i>	<i>HCV+ve Pts</i>	<i>Pts < 15 Yrs</i>	<i>Pts > 75 yrs</i>	<i>Diabetic Pts</i>	<i>Hypertensive Pts</i>	<i>Both</i>	<i>HD Pts. Dies 2008</i>
Basharahil Hospital, Makkah	0	2	0	2	0	0	0	0	2	0
Al Mana Hospital, Dammam	2	18	1	6	0	22	0	18	64	25
Al Takaful Charity Socical K.D.C. Makkah	1	13	11	56	0	2	2	40	13	9
Charity Community Dialysis C. Makkah	75	14	2	67	3	0	0	20	24	2
Asia Kidney Center	67	31	2	41	0	0	0	44	15	5
Al Moosa General Hospital, Ahsa	3	3	0	6	0	8	0	8	32	3
Saad Specialist Hospital ,Al Khobar	38	25	1	9	1	0	24	24	0	0
Sultan B.A Humanitarian City, Riyadh	1	3	1	3	0	0	0	0	10	0
Specialized Medical Center Hospital, Riyadh	24	41	1	15	0	3	20	10	30	7
Al Ahsa Hospital	0	4	0	4	0	7	0	1	25	9
Arab Medical Dar Dialysis Center, Riyadh	128	45	0	52	2	2	16	46	10	8
Dr. A. Rahman Baksh, Jeddah	8	6	0	3	0	0	10	0	14	1
Bugshan Hospital, Jeddah	9	5	0	3	0	0	1	8	3	4
Al Mouwasat Hospital, Dammam	4	6	1	5	0	15	2	16	34	11
Saudi German Hospital, Abha	3	4	1	2	0	0	0	2	2	0
Saudi German Hospital, Madina	2	6	0	1	0	3	11	3	0	3
Madina National Hospital	0	2	0	7	0	0	0	2	12	3
Al Mouwasat Hospital Al Qateef	0	10	0	3	0	6	1	8	19	4
Ghodran Hospital, Beljurashi	5	2	0	1	0	1	2	0	6	1
Al Faisal Polyclinic, Jeddah	3	30	0	10	2	0	15	25	25	3
Dr. Sulaiman Al Habeeb Medical Center, Riyadh	4	4	0	1	0	0	0	1	3	0
Prince. Mansour Charity Dialysis Center, Jeddah	6	36	0	20	0	5	30	32	18	6
Taiba Dialysis Center- Makkah	2	28	8	28	2	5	2	44	25	6
Al Bir Charity Dialysis Center (2), Jeddah	3	8	8	24	0	1	6	5	20	5
Abdulkarim Bakr Medical Center, Jeddah	24	43	0	4	0	7	3	7	24	1
Al Bir Clinic (Al Kandara Charity D.C.), Jeddah	68	5	0	19	0	1	7	8	14	7
King Fahad Medical City, Riyadh	0	0	0	0	0	0	0	0	0	0
Dr. Ali Lahibi Dialysis Center, Jeddah	0	47	0	8	0	8	22	5	6	0
Total	625	557	65	454	12	108	277	506	577	169

Total No. of Hemodialysis Centers in MOH According to Region

<i>Region</i>	<i>No. of Hospitals</i>	<i>Consultant Nephrologists</i>	<i>Nephrology Specialists</i>	<i>GP's</i>	<i>Nurses</i>	<i>No. of Outlet Connections</i>	<i>Total No. of HD Machines</i>	<i>Total HD Pts. 2008</i>	<i>No. of Follow up Tx. Pts 2008</i>
Riyadh	28	10	28	53	397	494	560	1,057	440
Makkah/Jeddah	14	18	33	40	353	406	460	1,714	1,965
Madina	8	5	11	8	115	194	227	626	201
Tabuk	7	0	3	10	57	106	102	163	59
Eastern	8	11	16	12	350	226	253	701	249
Qassim	11	6	13	15	124	174	218	436	65
Al Baha	5	0	5	5	36	67	122	191	17
Al Jouf	3	0	3	4	34	54	59	118	0
Northern Borders	5	0	3	3	42	102	101	155	77
Hail	6	0	2	9	38	73	77	223	4
Jizan	4	3	11	5	99	124	178	561	12
Najran	2	1	4	7	30	44	48	138	0
Assir	14	1	12	11	166	258	284	644	93
Total	115	55	144	182	1,841	2,322	2,689	6,727	3,182

Total Data on Hemodialysis Patients in MOH According to Region

<i>Hospital Name</i>	<i>Non-Saudi Pts</i>	<i>New Pts. in 2008</i>	<i>HBsAg+ve Pts</i>	<i>HCV+ve Pts</i>	<i>Pts < 15 Yrs</i>	<i>Pts > 75 yrs</i>	<i>Diabetic Pts</i>	<i>Hypertensive Pts</i>	<i>Both</i>	<i>HD Pts. Dies 2008</i>
Riyadh	61	290	59	343	22	58	178	311	338	96
Makkah/Jeddah	185	276	71	774	20	43	211	654	384	191
Madina	56	173	27	126	8	33	14	51	45	46
Tabuk	15	60	9	51	3	9	16	90	24	24
Eastern	29	244	29	154	9	32	58	265	241	124
Qassim	26	94	16	84	7	26	44	185	129	58
Al Baha	3	84	14	53	5	19	28	32	72	26
Al Jouf	6	32	3	25	3	3	6	34	45	12
Northern Borders	6	30	7	29	0	10	32	29	53	11
Hail	7	148	5	71	2	26	32	35	63	71
Jizan	70	205	63	190	15	27	36	308	46	90
Najran	26	31	6	27	0	14	14	38	43	16
Assir	14	192	27	292	2	23	80	257	170	77
Total	504	1,859	336	2,219	96	323	749	2,289	1,653	842

Total of Hemodialysis Centers in GOVT. NON-MOH Sector According to Region

<i>Region</i>	<i>No. of Hospitals</i>	<i>Consultant Nephrologists</i>	<i>Nephrology Specialists</i>	<i>GP's</i>	<i>Nurses</i>	<i>No. of Outlet Connections</i>	<i>Total No. of HD Machines</i>	<i>Total HD Pts. 2008</i>	<i>No. of Follow up Tx. Pts 2008</i>
Riyadh	6	27	20	8	255	216	253	697	3,473
Makkah/Jeddah	5	16	20	0	191	113	133	550	509
Madina	1	1	0	3	10	11	16	36	0
Tabuk	1	2	4	1	38	38	47	123	134
Eastern	7	12	5	5	88	71	111	230	132
Assir	1	3	5	0	57	49	54	172	500
Total	21	61	54	17	639	498	614	1,808	4,748

Total Data on Hemodialysis Patients in GOVT. NON-MOH Sector According to Region

<i>Hospital Name</i>	<i>Non-Saudi Pts</i>	<i>New Pts. in 2008</i>	<i>HBsAg+ve Pts</i>	<i>HCV+ve Pts</i>	<i>Pts < 15 Yrs</i>	<i>Pts > 75 yrs</i>	<i>Diabetic Pts</i>	<i>Hypertensive Pts</i>	<i>Both</i>	<i>HD Pts. Dies 2008</i>
Riyadh	7	221	26	147	9	76	146	215	269	73
Makkah/Jeddah	31	83	25	62	10	49	127	194	179	47
Madina	5	6	0	4	0	5	9	4	3	3
Tabuk	2	52	5	25	2	28	60	45	22	20
Eastern	14	120	6	34	3	13	62	58	76	49
Assir	0	60	9	35	1	12	22	47	60	26
Total	59	542	71	307	25	183	426	563	609	218

Total of Hemodialysis Centers in Private Sector According to Region

<i>Region</i>	<i>No. of Hospitals</i>	<i>Consultant Nephrologists</i>	<i>Nephrology Specialists</i>	<i>GP's</i>	<i>Nurses</i>	<i>No. of Outlet Connections</i>	<i>Total No. of HD Machines</i>	<i>Total HD Pts. 2008</i>	<i>No. of Follow up Tx. Pts 2008</i>
Riyadh	11	10	9	3	76	129	122	393	25
Makkah/Jeddah	18	18	19	8	164	277	339	938	77
Madina	2	2	2	1	8	11	11	29	0
Eastern	6	10	5	1	85	103	127	281	120
Al Baha	1	1	1	0	2	4	4	8	6
Assir	1	0	1	0	2	5	9	19	0
Total	39	41	37	13	337	529	612	1,668	228

Total Data on Hemodialysis Patients in Private Sector According to Region

<i>Hospital Name</i>	<i>Non-Saudi Pts</i>	<i>New Pts. in 2008</i>	<i>HBsAg+ve Pts</i>	<i>HCV+ve Pts</i>	<i>Pts < 15 Yrs</i>	<i>Pts > 75 yrs</i>	<i>Diabetic Pts</i>	<i>Hypertensive Pts</i>	<i>Both</i>	<i>HD Pts. Dies 2008</i>
Riyadh	249	175	17	97	3	10	82	108	92	27
Makkah/Jeddah	319	320	44	313	8	36	155	316	291	83
Madina	2	8	0	8	0	3	11	5	12	6
Eastern	47	66	3	33	1	58	27	75	174	52
Al Baha	5	2	0	1	0	1	2	0	6	1
Assir	3	4	1	2	0	0	0	2	2	0
Total	625	575	65	454	12	108	277	506	577	169

Total of Hemodialysis Centers in All Sectors According to Region

<i>Region</i>	<i>No. of Hospitals</i>	<i>Consultant Nephrologists</i>	<i>Nephrology Specialists</i>	<i>GP's</i>	<i>Nurses</i>	<i>No. of Outlet Connections</i>	<i>Total No. of HD Machines</i>	<i>Total HD Pts. 2008</i>	<i>No. of Follow up Tx. Pts 2008</i>
Riyadh	45	47	57	64	728	839	935	2,147	3,938
Makkah/Jeddah	37	52	72	48	708	796	932	3,202	2,551
Madina	11	8	13	12	133	216	254	691	201
Tabuk	8	2	7	11	95	144	149	286	193
Eastern	21	33	26	18	523	400	491	1,212	501
Qassim	11	6	13	15	124	174	218	436	65
Al Baha	6	1	6	5	38	71	126	199	23
Al Jouf	3	0	3	4	34	54	59	118	0
Northern Borders	5	0	3	3	42	102	101	155	77
Hail	6	0	2	9	38	73	77	223	4
Jizan	4	3	11	5	99	124	178	561	12
Najran	2	1	4	7	30	44	48	138	0
Assir	16	4	18	11	225	312	347	835	593
Total	175	157	235	212	2,817	3,349	3,915	10,203	8,158

Total Data on Hemodialysis Patients in All Sectors According to Region

<i>Hospital Name</i>	<i>Non-Saudi Pts</i>	<i>New Pts. in 2008</i>	<i>HBsAg+ve Pts</i>	<i>HCV+ve Pts</i>	<i>Pts < 15 Yrs</i>	<i>Pts > 75 yrs</i>	<i>Diabetic Pts</i>	<i>Hypertensive Pts</i>	<i>Both</i>	<i>HD Pts. Dies 2008</i>
Riyadh	317	686	102	587	34	144	406	634	699	196
Makkah/Jeddah	535	679	140	1149	38	128	493	1164	854	321
Madina	63	187	27	138	8	41	34	60	60	55
Tabuk	17	112	14	76	5	37	76	135	46	44
Eastern	90	430	38	221	13	103	147	398	491	225
Qassim	26	94	16	84	7	26	44	185	129	58
Al Baha	8	86	14	54	5	20	30	32	78	27
Al Jouf	6	32	3	25	3	3	6	34	45	12
Northern Borders	6	30	7	29	0	10	32	29	53	11
Hail	7	148	5	71	2	26	32	35	63	71
Jizan	70	205	63	190	15	27	36	308	46	90
Najran	26	31	6	27	0	14	14	38	43	16
Assir	17	256	37	329	3	35	102	306	232	103
Total	1,188	2,976	472	2,980	133	614	1,452	3,358	2,839	1,229

Total of Hemodialysis Centers in MOH Sector According to Global Region

<i>Region</i>	<i>No. of Hospitals</i>	<i>Consultant Nephrologists</i>	<i>Nephrology Specialists</i>	<i>GP's</i>	<i>Nurses</i>	<i>No. of Outlet Connections</i>	<i>Total No. of HD Machines</i>	<i>Total HD Pts. 2008</i>	<i>No. of Follow up Tx. Pts 2008</i>
Central	45	16	43	77	559	741	855	1,716	509
Western	22	23	44	48	468	600	687	2,340	2,166
Eastern	8	11	16	12	350	226	253	701	249
Northern	15	0	9	17	133	262	262	436	136
Southern	25	5	32	28	331	493	632	1,534	122
Total	115	55	144	182	1,841	2,322	2,689	6,727	3,182

Total Data on Hemodialysis Patients in MOH Sector According to Global Region

<i>Hospital Name</i>	<i>Non-Saudi Pts</i>	<i>New Pts. in 2008</i>	<i>HBsAg+ve Pts</i>	<i>HCV+ve Pts</i>	<i>Pts < 15 Yrs</i>	<i>Pts > 75 yrs</i>	<i>Diabetic Pts</i>	<i>Hypertensive Pts</i>	<i>Both</i>	<i>HD Pts. Dies 2008</i>
Central	94	532	80	498	31	110	254	531	530	225
Western	241	449	98	900	28	76	225	705	429	237
Eastern	29	244	29	154	9	32	58	265	241	124
Northern	27	122	19	105	6	22	54	153	122	47
Southern	113	512	110	562	22	83	158	635	331	209
Total	504	1,859	336	2,219	96	323	749	2,289	1,653	842

Total of Hemodialysis Centers in GOVT. NON-MOH Sector According to Global Region

<i>Region</i>	<i>No. of Hospitals</i>	<i>Consultant Nephrologists</i>	<i>Nephrology Specialists</i>	<i>GP's</i>	<i>Nurses</i>	<i>No. of Outlet Connections</i>	<i>Total No. of HD Machines</i>	<i>Total HD Pts. 2008</i>	<i>No. of Follow up Tx. Pts 2008</i>
Central	6	27	20	8	255	216	253	697	3,473
Western	6	17	20	3	201	124	149	586	509
Eastern	7	12	5	5	88	71	111	230	132
Northern	1	2	4	1	38	38	47	123	134
Southern	1	3	5	0	57	49	54	172	500
Total	21	61	54	17	639	498	614	1,808	4,748

Total Data on Hemodialysis Patients in GOVT. NON-MOH Sector According to Global Region

<i>Hospital Name</i>	<i>Non-Saudi Pts</i>	<i>New Pts. in 2008</i>	<i>HBsAg+ve Pts</i>	<i>HCV+ve Pts</i>	<i>Pts < 15 Yrs</i>	<i>Pts > 75 yrs</i>	<i>Diabetic Pts</i>	<i>Hypertensive Pts</i>	<i>Both</i>	<i>HD Pts. Dies 2008</i>
Central	7	221	26	147	9	76	146	215	269	73
Western	36	89	25	66	10	54	136	198	182	50
Eastern	14	120	6	34	3	13	62	58	76	49
Northern	2	52	5	25	2	28	60	45	22	20
Southern	0	60	9	35	1	12	22	47	60	26
Total	59	542	71	307	25	183	426	563	609	218

Total of Hemodialysis Centers in Private Sector According to Global Region

<i>Region</i>	<i>No. of Hospitals</i>	<i>Consultant Nephrologists</i>	<i>Nephrology Specialists</i>	<i>GP's</i>	<i>Nurses</i>	<i>No. of Outlet Connections</i>	<i>Total No. of HD Machines</i>	<i>Total HD Pts. 2008</i>	<i>No. of Follow up Tx. Pts 2008</i>
Central	11	10	9	3	76	129	122	393	25
Western	20	20	21	9	172	288	350	967	77
Eastern	6	10	5	1	85	103	127	281	120
Northern	0	0	0	0	0	0	0	0	0
Southern	2	1	2	0	4	9	13	27	6
Total	39	41	37	13	337	529	612	1,668	228

Total Data on Hemodialysis Patients in Private Sector According to Global Region

<i>Hospital Name</i>	<i>Non-Saudi Pts</i>	<i>New Pts. in 2008</i>	<i>HBsAg+ve Pts</i>	<i>HCV+ve Pts</i>	<i>Pts < 15 Yrs</i>	<i>Pts > 75 yrs</i>	<i>Diabetic Pts</i>	<i>Hypertensive Pts</i>	<i>Both</i>	<i>HD Pts. Dies 2008</i>
Central	249	175	17	97	3	10	82	108	92	27
Western	321	328	44	321	8	39	166	321	303	89
Eastern	47	66	3	33	1	58	27	75	174	52
Northern	0	0	0	0	0	0	0	0	0	0
Southern	8	6	1	3	0	1	2	2	8	1
Total	625	575	65	454	12	108	277	506	577	169

Total of Hemodialysis Centers in All Sectors According to Global Region

<i>Region</i>	<i>No. of Hospitals</i>	<i>Consultant Nephrologists</i>	<i>Nephrology Specialists</i>	<i>GP's</i>	<i>Nurses</i>	<i>No. of Outlet Connections</i>	<i>Total No. of HD Machines</i>	<i>Total HD Pts. 2008</i>	<i>No. of Follow up Tx. Pts 2008</i>
Central	62	53	72	88	890	1,086	1,230	2,806	4,007
Western	48	60	85	60	841	1,012	1,186	3,893	2,752
Eastern	21	33	26	18	523	400	491	1,212	501
Northern	16	2	13	18	171	300	309	559	270
Southern	28	9	39	28	392	551	699	1,733	628
Total	175	157	235	212	2817	3,349	3,915	10,203	8,158

Total Data on Hemodialysis Patients in All Sectors According to Global Region

<i>Hospital Name</i>	<i>Non-Saudi Pts</i>	<i>New Pts. in 2008</i>	<i>HBsAg+ve Pts</i>	<i>HCV+ve Pts</i>	<i>Pts < 15 Yrs</i>	<i>Pts > 75 yrs</i>	<i>Diabetic Pts</i>	<i>Hypertensive Pts</i>	<i>Both</i>	<i>HD Pts. Dies 2008</i>
Central	350	928	123	742	43	196	482	854	891	325
Western	598	866	167	1,287	46	169	527	1,224	914	376
Eastern	90	430	38	221	13	103	147	398	491	225
Northern	29	174	24	130	8	50	114	198	144	67
Southern	121	578	120	600	23	96	182	684	399	236
Total	1,188	2,976	472	2,980	133	614	1,452	3,358	2,839	1,229

Total of Hemodialysis Centers in Saudi Arabia According to Sector

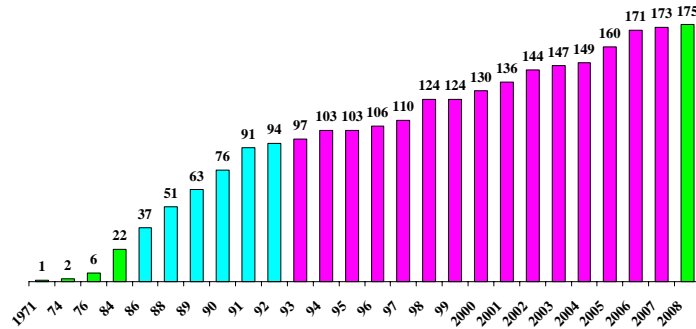
<i>Hospital Sector</i>	<i>No. of Hospitals</i>	<i>Consultant Nephrologists</i>	<i>Nephrology Specialists</i>	<i>GP's</i>	<i>Nurses</i>	<i>No. of Outlet Connections</i>	<i>Total No. of HD Machines</i>	<i>Total HD Pts. 2008</i>	<i>No. of Follow up Tx. Pts 2008</i>
Ministry of Health Hospitals	115	55	144	182	1,841	2,322	2,689	6,727	3,182
GOVT. Non-MOH Hospitals	21	61	54	17	639	498	614	1,808	4,748
Private Sector Hospitals	39	41	37	13	337	529	612	1,668	228
Total	175	157	235	212	2,817	3,349	3,915	10,203	8,158

Total Data on Hemodialysis Patients in Saudi Arabia According to Sector

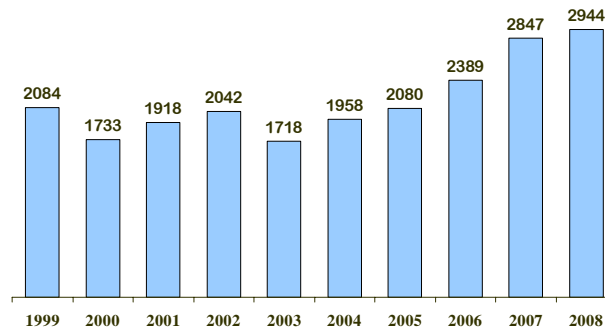
<i>Hospital Name</i>	<i>Non-Saudi Pts</i>	<i>New Pts. in 2008</i>	<i>HBsAg+ve Pts</i>	<i>HCV+ve Pts</i>	<i>Pts < 15 Yrs</i>	<i>Pts > 75 yrs</i>	<i>Diabetic Pts</i>	<i>Hypertensive Pts</i>	<i>Both</i>	<i>HD Pts. Dies 2008</i>
Ministry of Health Hospitals	504	1,859	336	2,219	96	323	749	2,289	1,653	842
GOVT. Non-MOH Hospitals	59	542	71	307	25	183	426	563	609	218
Private Sector Hospitals	625	575	65	454	12	108	277	506	577	169
Total	1,188	2,976	472	2,980	133	614	1,452	3,358	2,839	1,229



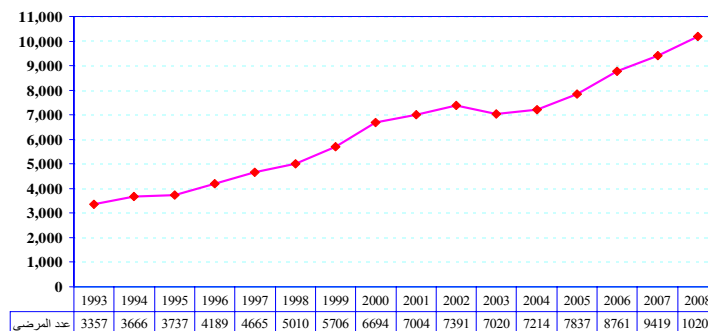
Dialysis Centers 1971 - 2008



New Hemodialysis Patients 1995 - 2008



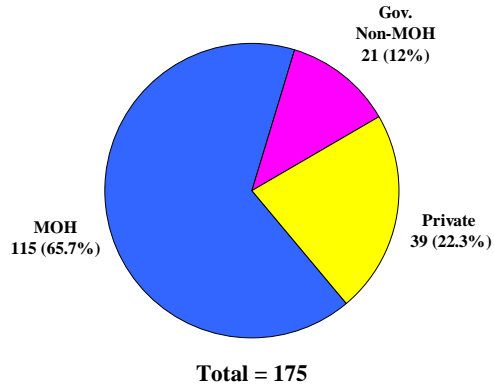
Dialysis Population Net Annual Increase 1993 - 2008



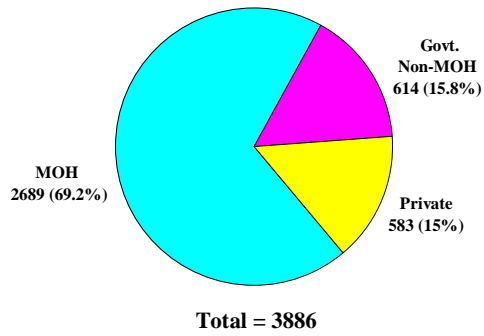
* Average Percentage of Annual Increase = 8.6%



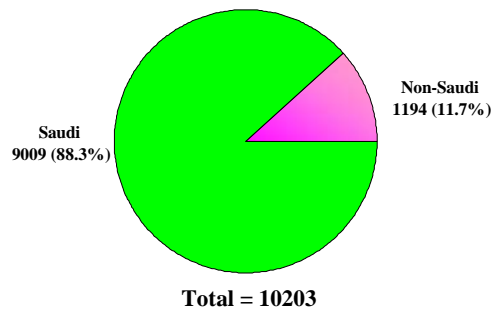
Hemodialysis Centers, 2008



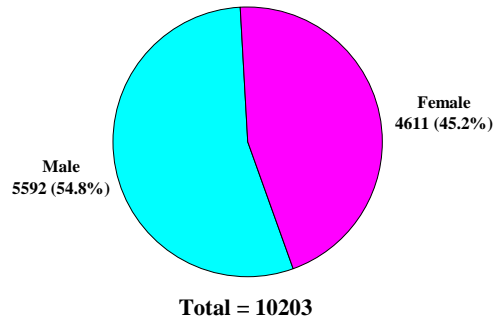
Hemodialysis Machines, 2008



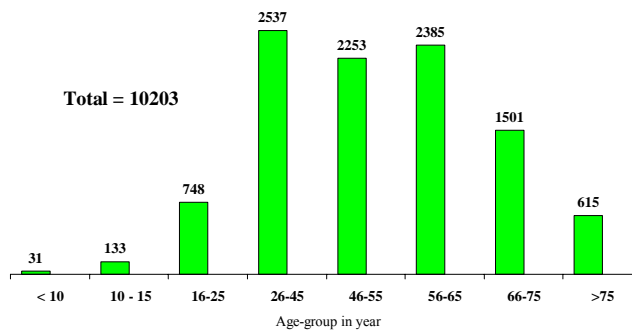
Hemodialysis Patients Nationality, 2008



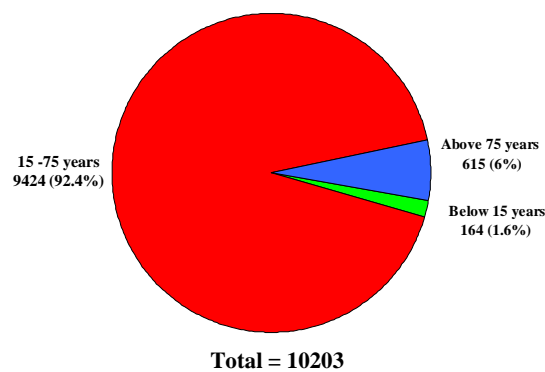
Hemodialysis Patients Sex Distribution, 2008



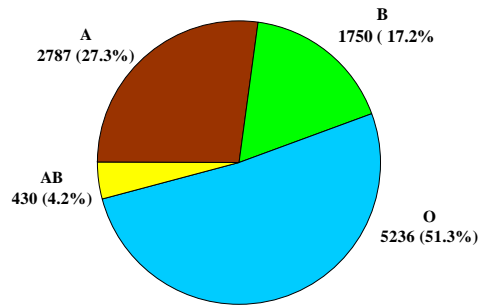
Hemodialysis Patients Age Distribution, 2008



Hemodialysis Patients Above 75 years and Below 15 years of Age, 2008



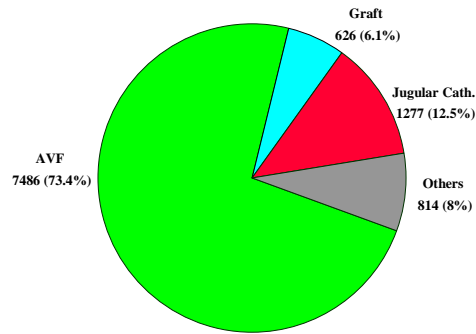
Hemodialysis Patients Blood Groups, 2008



Total = 10203



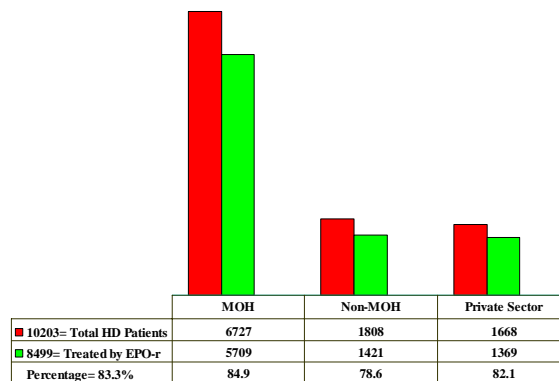
Type of Vascular Access of HD Patients 2008



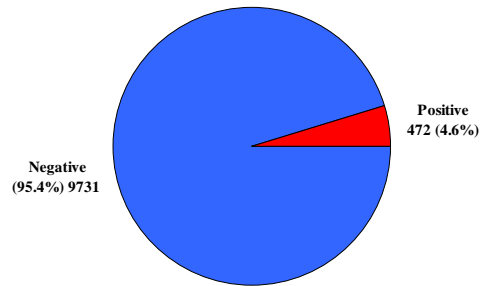
Total = 10203



HD Patients Treated by Erythropoietin According to Health Sector, 2008



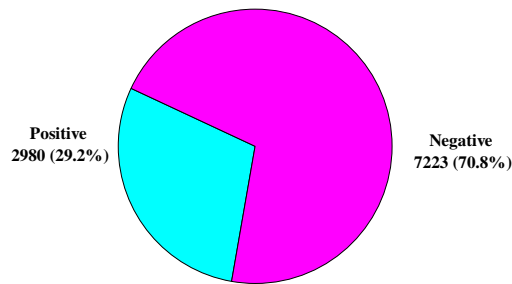
Hemodialysis Patients HBsAg Status, 2008



Total = 10203



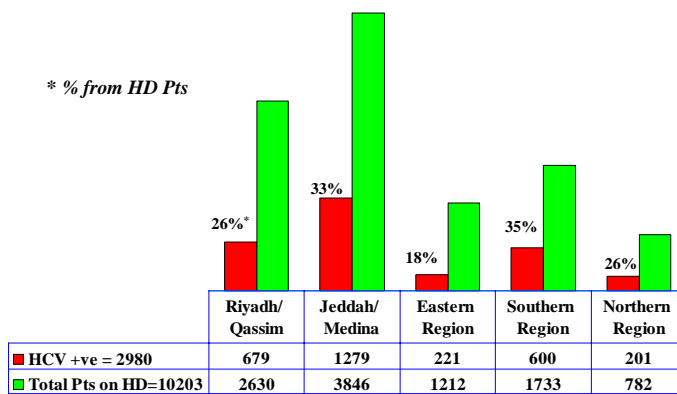
Hemodialysis Patients HCV Antibodies Status, 2008



Total= 10203



HCV Positive HD Patients According to Region, 2008

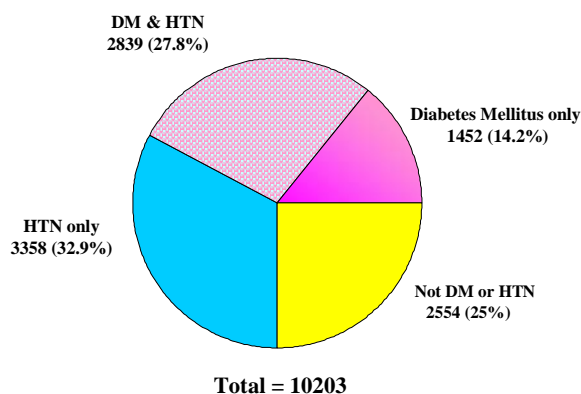


Causes of End-Stage Renal Disease in Hemodialysis Patients, 2008

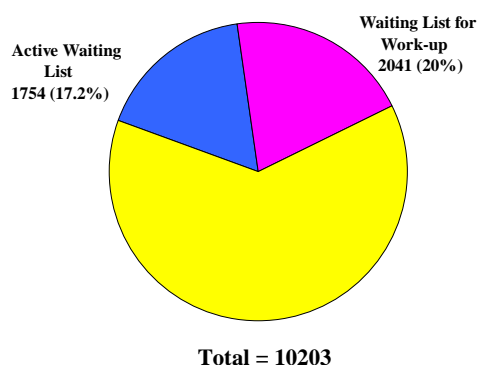
Cause of Renal Failure	No.	%
Hypertensive Nephropathy	3725	36.5
Diabetic Nephropathy	3619	35.5
Unknown Etiology	959	9.4
Primary Glomerular Disease	467	4.6
Obstructive Uropathy	283	2.8
Hereditary Renal Disease	273	2.7
Congenital Malformation	205	2.0
Primary Tubulo-Interstitial Disease	159	1.6
Vasculitis	86	0.8
Pregnancy Related	85	0.8
Others	342	3.3
Total	10203	100%



Prevalence of Diabetes Mellitus and Hypertension in Dialysis Patients, 2008



Waiting List for Renal Transplantation among Dialysis Patients, 2008

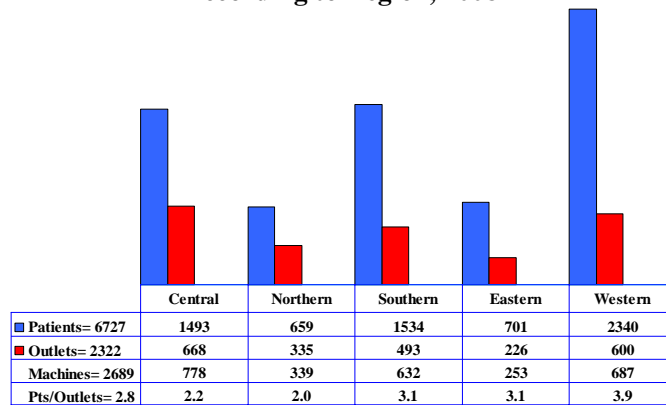


Number of HD Patients, Centers & Machines in MOH and Non-MOH Hospitals, 2008

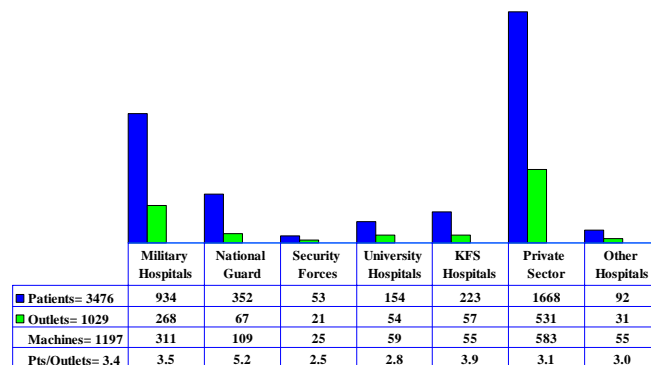
	MOH Hospitals	Military Hospitals	National Guard	Security Forces	University Hospitals	K. F. S. Hospitals	Private Sector	Other Hospitals
HD Centers = 175	115	9	3	1	3	2	39	3
HD Patients = 10203	6727	934	252	53	154	223	1668	92
Machines = 3886	2689	311	109	25	59	55	583	55
Outlets = 3351	2322	268	67	21	54	57	531	31
Pts/Outlets = 3.0	2.9	3.5	5.2	2.8	2.8	3.9	3.1	3.0



Hemodialysis Patients and Machines in MOH Hospitals According to Region, 2008



Hemodialysis Patients and Machines in Non-MOH Hospitals, 2008



Dialysis Centers in the Kingdom of Saudi Arabia - 2008



@ Dialysis Center

More than one Dialysis Center



Peritoneal Dialysis

The total number of patients treated by peritoneal dialysis had increased from 861 patients in 2007 to be 965 by the end of the year 2008 in 31 hospitals, 14 of them are MOH hospitals, 14 are governmental non MOH hospitals and 3 are in private sector hospitals. At the same time, 416 new patients have been registered this year on peritoneal dialysis. Total death among P.D patients represents 11.3% (109 patients) in year 2008.

38% (368 patients) of P.D patients are treated with continuous ambulatory peritoneal dialysis (CAPD), 62% (576 patients) with automated/continuous cyclic peritoneal dialysis (APD/CCPD), and twenty one patients are treated with intermittent peritoneal-dialysis (IPD). 84% of the 965 patients are adult (811), while 16% of them are children (154).

It is recognized that 2.7% of the patients on P.D are HBsAg+ve. As for HCV, it is found that 7.6% are HCV antibodies+ve. Efforts are needed to popularize further use of this modality of treatment in all the regions of the Kingdom.

MOH Hospitals
Peritoneal Dialysis in the Kingdom of Saudi Arabia 2008

<i>Hospital Name</i>	<i>Total No. of Pts</i>	<i>New Pts 2008</i>	<i>Type of Peritoneal Dialysis</i>			<i>Pediatrics</i>	<i>Adults</i>	<i>HBsAg+ve</i>	<i>HCV+ve</i>	<i>No. of Non-Saudi Pts</i>	<i>No. of Deaths 2008</i>
			<i>CAPD</i>	<i>IPD</i>	<i>CCPD/APD</i>						
King Saud Medical Complex	106	51	47	0	59	3	103	5	15	7	14
Children Hospital (KSMC)	8	3	0	0	8	8	0	0	0	2	0
Prince Salman Kidney Center, Riyadh	3	2	2	0	1	1	2	0	0	0	0
King Fahad Medical City, Riyadh	15	12	0	4	11	0	15	1	3	0	1
King Fahad Specialist Hospital, Buraidah	2	0	0	0	2	0	2	0	1	0	0
King Fahd Hospital, Jeddah	40	27	13	0	27	1	39	1	4	5	11
King Abdul Aziz Hospital and Oncology Center, Jeddah	29	10	0	0	29	0	29	0	1	1	2
Al Noor Specialist Hospital, Makkah	1	1	0	0	1	0	1	0	1	0	0
King Fahd Hospital, Madina	8	5	1	0	7	2	6	0	1	5	0
Turaif General Hospital, Madina	1	1	1	0	0	0	1	0	1	0	0
Dammam Medical Complex	38	14	0	0	38	0	38	0	4	1	5
King Fahd Hospital Hofuf	19	16	0	0	19	0	19	0	0	0	0
Qateef Central Hospital	25	19	5	0	20	25	0	0	1	1	0
Assir Kidney Center	34	0	34	0	0	28	6	0	0	26	0
Total: 14	329	161	103	4	222	68	261	7	32	48	33

GOVT. NON- MOH Hospitals
Peritoneal Dialysis in the Kingdom of Saudi Arabia 2008

<i>Hospital Name</i>	<i>Total No. of Pts</i>	<i>New Pts 2008</i>	<i>Type of Peritoneal Dialysis</i>			<i>Pediatrics</i>	<i>Adults</i>	<i>HBsAg+ve</i>	<i>HCV+ve</i>	<i>No. of Non-Saudi Pts</i>	<i>No. of Deaths 2008</i>
			<i>CAPD</i>	<i>IPD</i>	<i>CCPD/APD</i>						
King Faisal Specialist Hospital, Riyadh	31	23	15	0	16	10	21	3	3	0	1
King Abdulaziz Medical City, Riyadh (KFNGH)	74	19	18	0	56	13	61	2	14	1	6
Armed Forces Hospital, Riyadh	60	20	30	0	30	8	52	3	7	1	9
King Khalid University Hospital, Riyadh	41	8	9	17	15	3	38	2	4	8	4
Security Forces Hospital, Riyadh	94	29	52	0	42	3	91	1	1	2	10
Khamis Mushyat Military Hospital	64	24	53	0	11	6	58	2	2	0	10
North West Armed Forces Hospital, Tabuk	40	10	14	0	26	13	27	1	1	0	7
Al Hada Military Hospital	34	19	15	0	19	4	30	2	1	27	1
Armed Forces Hospital, Jeddah	45	25	26	0	19	2	43	1	2	1	12
King Fahd University Hospital, Al Khobar	50	43	11	0	39	3	47	1	6	7	4
King Faisal Specialist Hospital, Jeddah	28	8	17	0	11	5	23	1	0	0	3
King Abdulaziz University Hospital, Jeddah	28	7	4	0	24	11	17	0	0	8	0
Dhahran Medical Center (ARAMCO)	31	7	1	0	30	3	28	0	0	7	8
King Abulaziz Med. City and National Guard, Al Hasa	8	6	0	0	8	0	8	0	0	0	1
Total: 14	628	248	265	17	346	84	544	19	41	62	76

PRIVATE SECTOR Hospitals

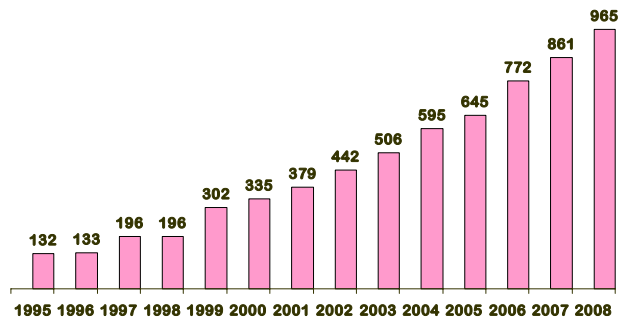
Peritoneal Dialysis in the Kingdom of Saudi Arabia 2008

<i>Hospital Name</i>	<i>Total No. of Pts</i>	<i>New Pts 2008</i>	<i>Type of Peritoneal Dialysis</i>			<i>Pediatrics</i>	<i>Adults</i>	<i>HBsAg+ve</i>	<i>HCV+ve</i>	<i>No. of Non-Saudi Pts</i>	<i>No. of Deaths 2008</i>
			<i>CAPD</i>	<i>IPD</i>	<i>CCPD/APD</i>						
Riyadh Care Hospital	1	0	0	0	1	0	1	0	0	0	0
Asia Kidney Center	6	6	0	0	6	2	4	0	0	3	0
Saad Specialist Hospital, Al Khobar	1	1	0	0	1	0	1	0	0	0	0
Total: 3	8	7	0	0	8	2	6	0	0	3	0

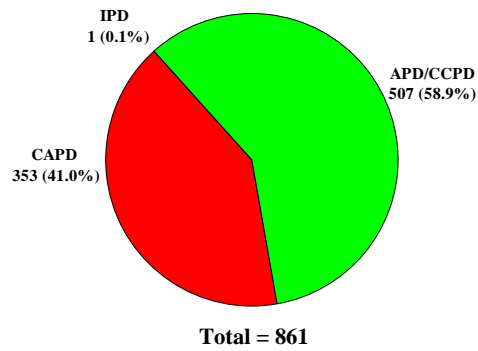
Total Peritoneal Dialysis in the Kingdom of Saudi Arabia 2008 According to Sector

<i>Hospital Name</i>	<i>No. of Hospitals</i>	<i>Total No. of Pts</i>	<i>New Pts 2008</i>	<i>Type of Peritoneal Dialysis</i>			<i>Pediatrics</i>	<i>Adults</i>	<i>HBsAg+ve</i>	<i>HCV+ve</i>	<i>No. of Non-Saudi Pts</i>	<i>No. of Deaths 2008</i>
				<i>CAPD</i>	<i>IPD</i>	<i>CCPD/APD</i>						
MOH Hospitals	14	329	161	103	4	222	68	261	7	32	48	33
GOVT. NON-MOH Hospitals	14	628	248	265	17	346	84	544	19	41	62	76
PRIVATE SECTOR Hospitals	3	8	7	0	0	8	2	6	0	0	3	0
Total	31	965	416	368	21	576	154	811	26	73	113	109

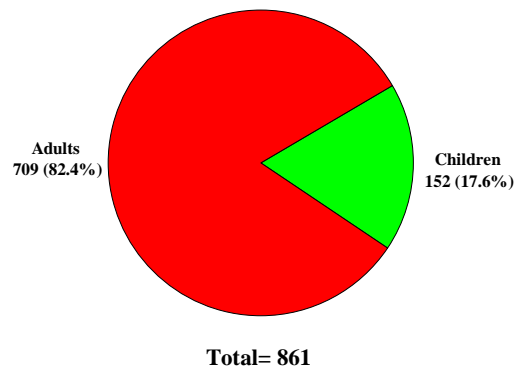
Total Active PD in the Kingdom of Saudi Arabia 1995 - 2008



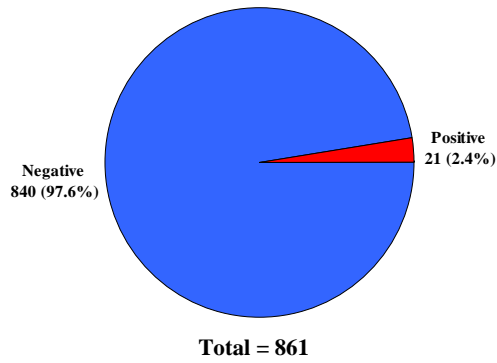
Peritoneal Dialysis Patients Treatment Modality, 2008



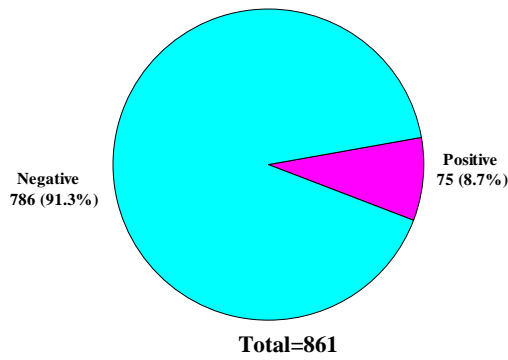
Peritoneal Dialysis Patients Adults and Children, 2008



Peritoneal Dialysis Patients HBsAg Status, 2008



Peritoneal Dialysis Patients HCV Antibodies Status, 2008



Peritoneal Dialysis Distribution according to Region, 2008

